

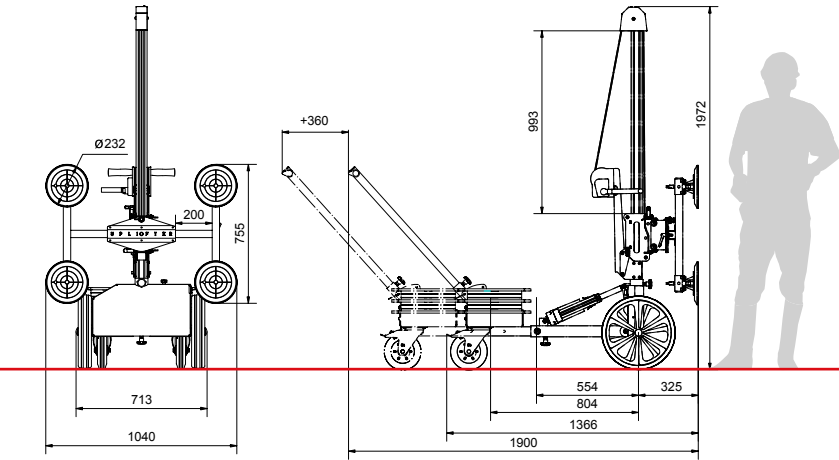
UPT250

Transport | Uplifter



Load capacity	250 kg
Working height max.	ca. 1,7 m Center vacuum cross
Indoor	✓
Outdoor suitable	✗
Dead weight	240 - 245 kg
Length	1,900 m
Wide	0,713 m
Height	1,972 m
Accessories	electric winch, downward inclined extension, forward extension, adapter for tipping up, side shift, bracket incl. electric suction cups

*depending on equipment



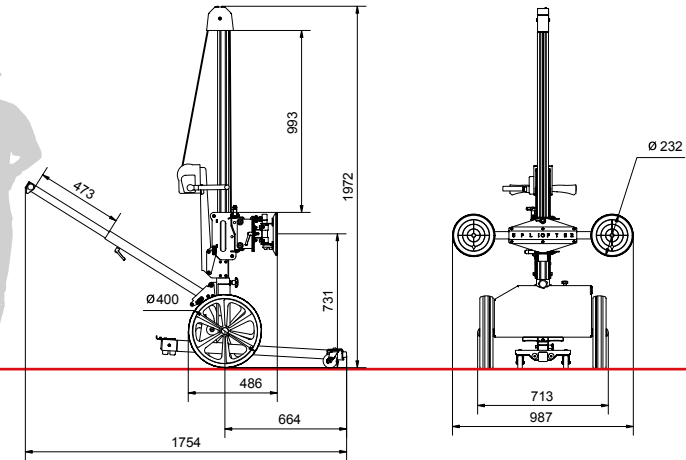
UPT150

Transport | Uplifter



Load capacity	150 kg
Working height max.	ca. 1,7 m Center vacuum cross
Indoor	✓
Outdoor suitable	✗
Dead weight	69 kg
Length	1,754 m
Wide	0,713 m
Height	1,972 m
Accessories	side shift, downward extension, downward inclined extension, forward extension, holder incl. electric suction cups

*depending on equipment



TIP

Optionally, the UPT 150 is also available with electric hand vacuums. This enables the suction of glass, metal, plastic, wood, tiles, concrete, sheetrock and other rough surfaces.



Quickly dismantled into individual parts, the UPT250 even fits into a car and can be transported to hard-to-reach areas.



UPT 250



See the detailed application on our **YouTube** channel.

A **tilting unit** is available as an accessory and enables the transport of **doors, tiles and sheet goods** as well as assembly in one step.



TIP

Optionally, the UPT250 is also with electric hand vacuums available. This enables the suction of glass, metal, plastic, wood, tile, concrete, sheetrock, and other rough surfaces.



The extension diagonally downwards enables narrow discs to be accommodated



Extensions and side shift are available as accessories



You can find interesting videos with **application areas** on **YouTube**. Subscribe to our channel to learn more about the possibilities of our machines. From **instruction videos** to construction site applications, it's all here.



Uplifter GmbH & Co. KG
Uplifter in Oberaich | Central
Oberaich 5 | 92543 Guteneck
+49 9433 20499 0

Uplifter in München | Hallbergmoos
Zwillingshof 1 | 85737 Hallbergmoos
+49 9433 20499 0

Uplifter in Stuttgart | Auenwald
Gutenbergstr. 2 | 71549 Auenwald
+49 7191 73505 0

Uplifter in Frankfurt/Main
Auf der Beune 50 | 64839 Münster
+49 6071 9598 380

Uplifter in Düsseldorf | Velbert
Rosenkamp 13 | 42549 Velbert
+49 2051 42319 0

Uplifter in Berlin | Oberkrämer
Breitestr. 59 | 16727 Oberkrämer
+49 3304 8149030

Uplifter in Hamburg | Seevetal
Bei den Kämpen 8 | 21220 Seevetal/Ramelsloh
+49 4185 79997 0

Uplifter Development and Production
Schulstraße 16 | 92507 Nabburg
+49 9433 20499 0

Uplifter in Czech and Slovakia / Prague
Rabakovská 1624/9 | 10200 Praha 15 - Hostivař
+420 731 653 603

Uplifter in Poland / Warsaw
ul. Żupnicza 17 | 03-821 Warszawa
+48 22 618 27 71

WE ARE HERE FOR YOU!




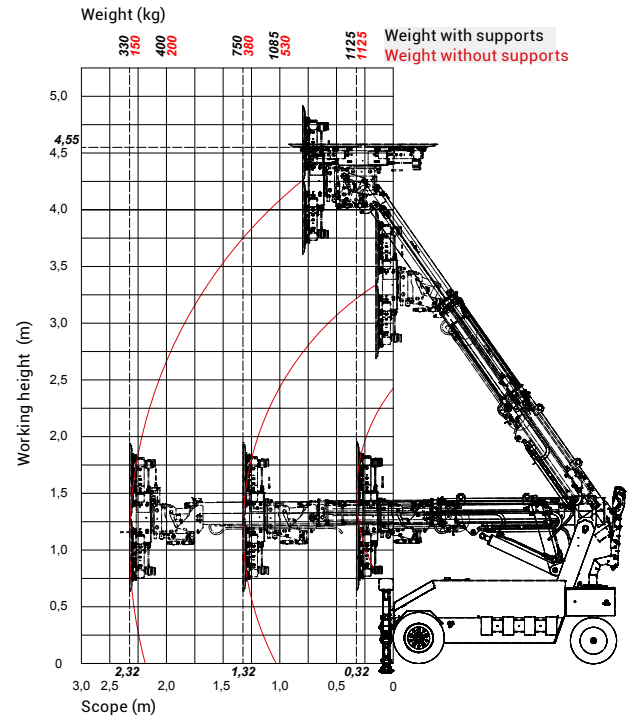
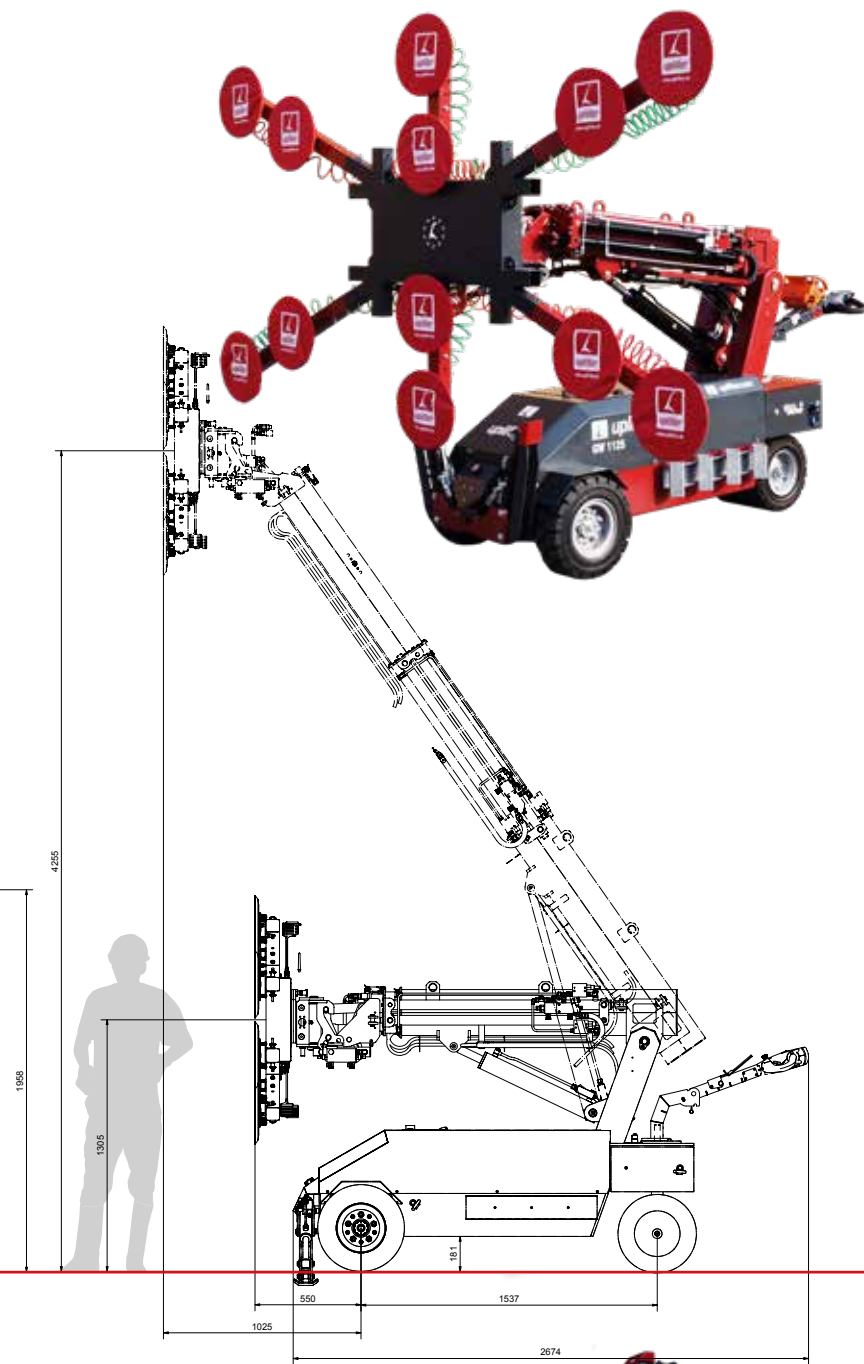
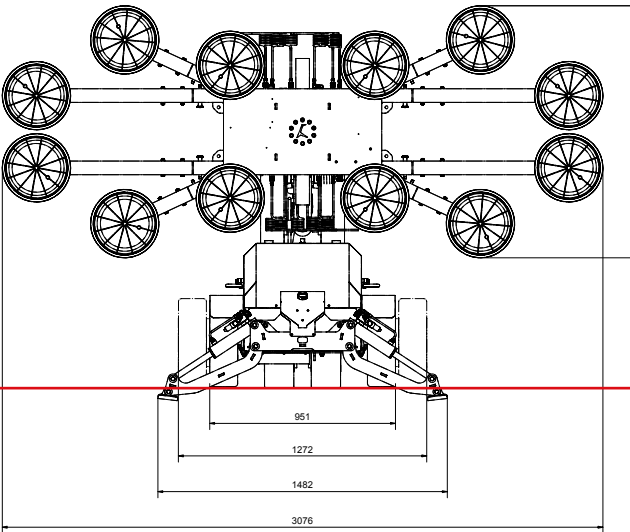
GLASSWORKER
a strong product family!



Glassworker GW1125

Lifting device | Uplifter

	
Load capacity	1.125 kg
Working height max.	4.255 m Center vacuum cross
Indoor	<input checked="" type="checkbox"/>
Outdoor suitable	<input checked="" type="checkbox"/>
Highlifter	Standard
Scope forward	2,32 m
Dead weight*	1.250 - 1500 kg
Length*	2,674 m
Wide*	0,951 m
Operating time	up to 8 hours
Accessories	White non-marking solid tires, dual tires for all types of tires, crash sensors, cover hood, suction plate arms bracket, winch, crane tip, load hook and forklift fork
* depending on equipment	



The innovative quick-change system enables uncomplicated mounting of attachments such as electric winch, forklift fork, load hook, etc.




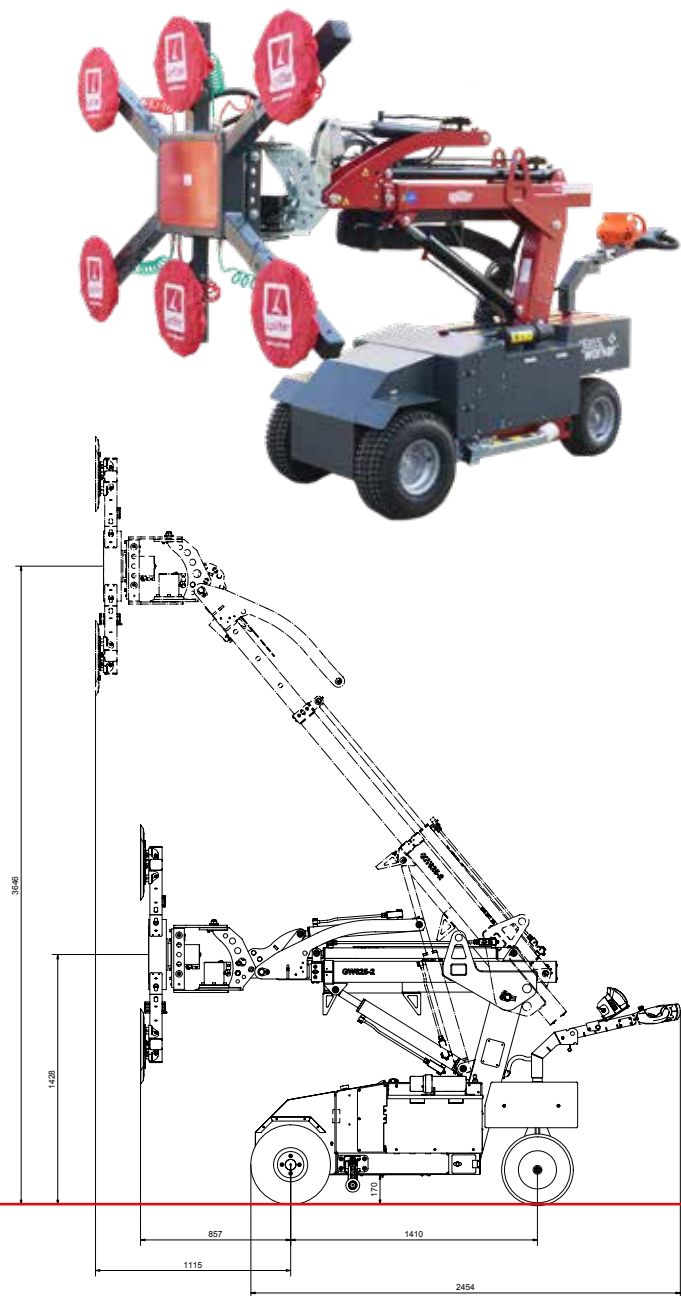
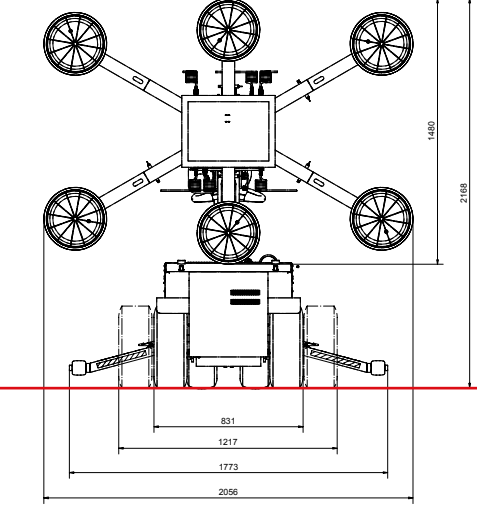
TIP
Use the GW1125 with winch to use the vacuum cross separately with optional tilting unit.

The vacuum suction cup UPG1200 can also be used separately.

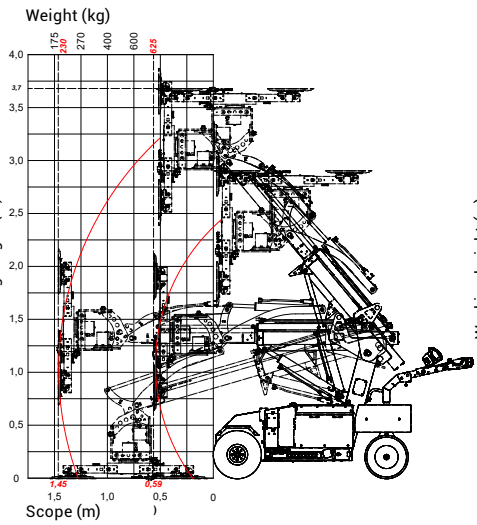
Glassworker GW625

Lifting device | Uplifter

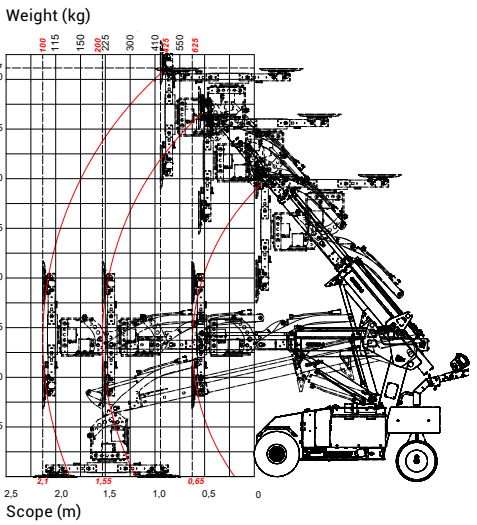
	
Load capacity	625 kg
Working height max.	3.646 m Center vacuum cross
Indoor	<input checked="" type="checkbox"/>
Outdoor suitable	<input checked="" type="checkbox"/>
Highlifter	optional
Scope forward*	1,49 - 2,10 m
Dead weight*	1.035 - 1.095 kg
Length*	2,454 m
Wide*	0,831 m
Operating time	up to 8 hours
Accessories	white non-marking solid tires, black solid tires (PUR), double tires for all types of tires, load hook, crane tip, forklift fork, additional horizontal tilting (HK+), cover hood, LED working light, adapter for curved discs, mount extensions for curved discs, posts, etc., foam rubber suction pad and winch
* depending on equipment	



GW625-2 Standard



GW625-2 Highlifter




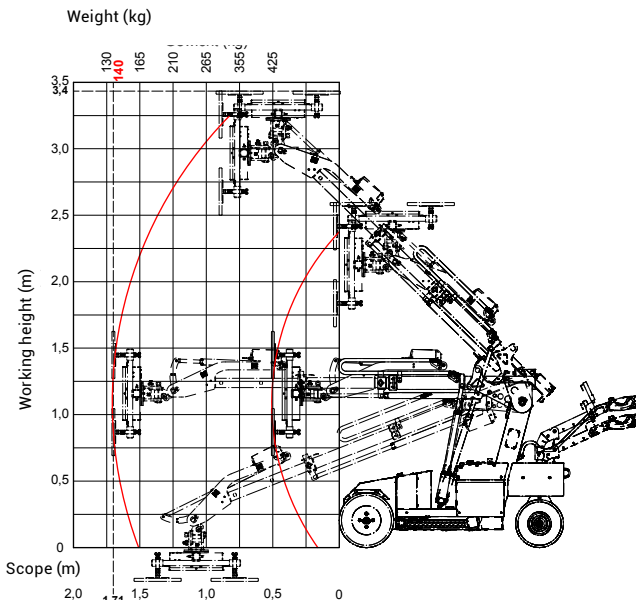
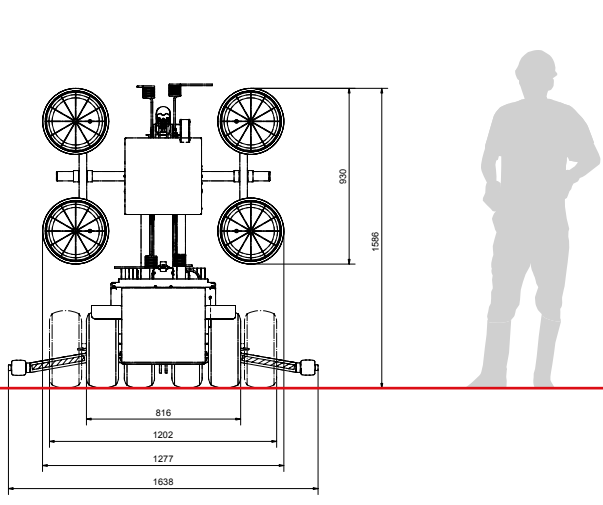
TIP
The GW625-2 is the lightweight in its class and can therefore be used universally.

Whether it is used in single-family homes, narrow passages or curved panes, almost anything is possible.

Glassworker GW425

Lifting device | Uplifter

	
Load capacity	425 kg
Working height max.	2.990 m Center vacuum cross
Indoor	<input checked="" type="checkbox"/>
Outdoor suitable	<input checked="" type="checkbox"/>
Highlifter	Standard
Scope forward	1,70 m
Dead weight*	680 kg
Length*	2,280 m
Wide*	0,816 m
Operating time	up to 8 hours
Accessories	white non-marking solid tires, black solid tires (PUR), double tires for all types of tires, load hook, forklift fork, angle correction, cross bar can be rotated, bellows suction plate, LED working lights, side extensions, radio remote control, cover and winch
* depending on equipment	




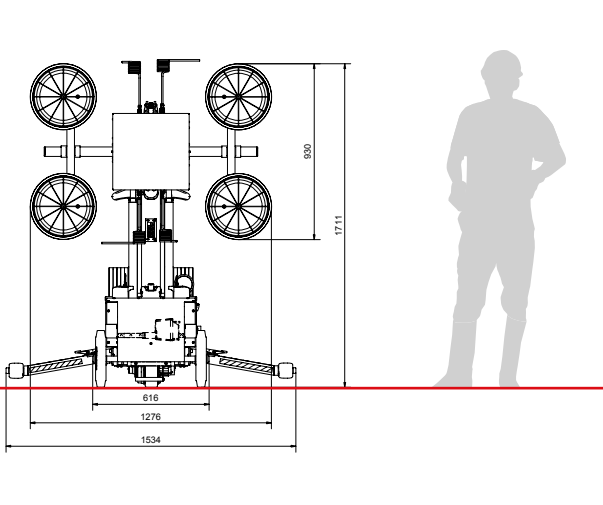
Suitable for outdoor use to move windows from the outside to the inside



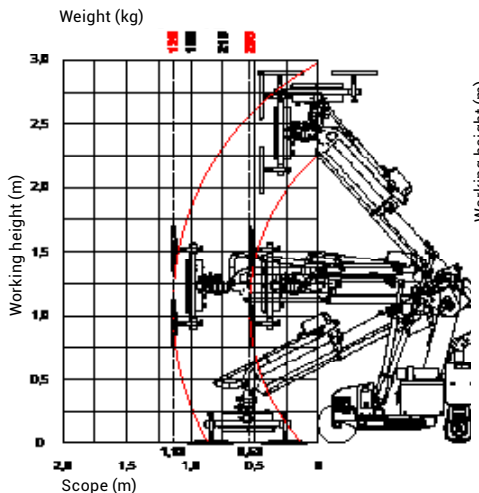
Glassworker GW295

Lifting device | Uplifter


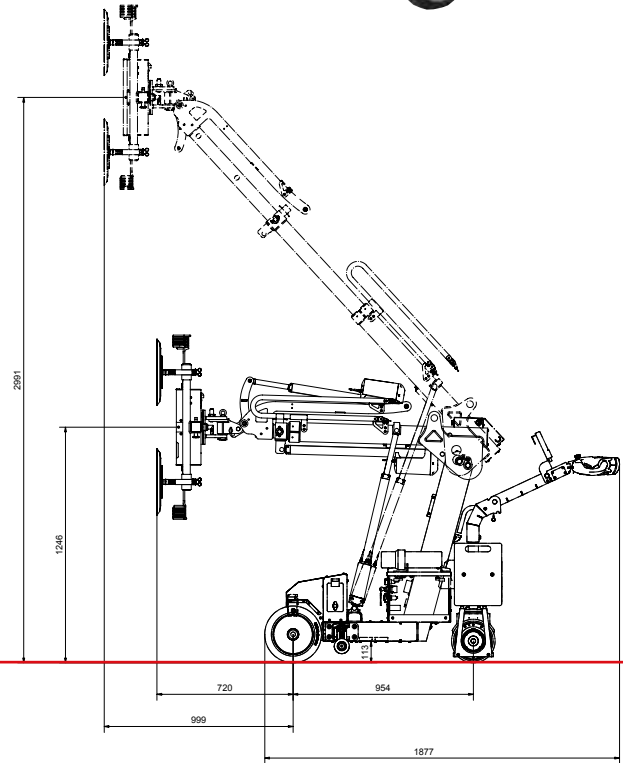
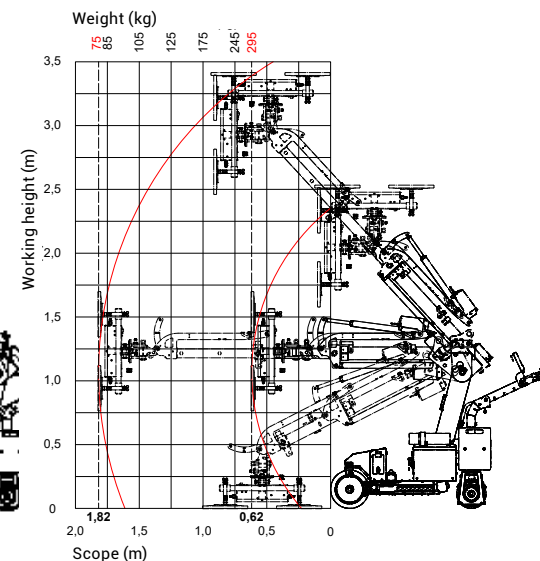
	
Load capacity	295 kg
Working height max.	2.991 m Center vacuum cross
Indoor	<input checked="" type="checkbox"/>
Outdoor suitable	<input checked="" type="checkbox"/>
Highlifter	optional
Scope forward*	1,13 - 1,82 m
Dead weight*	492 kg
Length*	1,877 m
Wide*	0,616 m
Operating time	up to 8 hours
Accessories	white non-marking solid rubber tires, pneumatic tires, load hook, vacuum unit from GW 425, rotating crossbar and LED work light
* depending on equipment	



GW295 Standard



GW295 Highlifter



TIP
The GW 295 fits easily into a passenger elevator.