

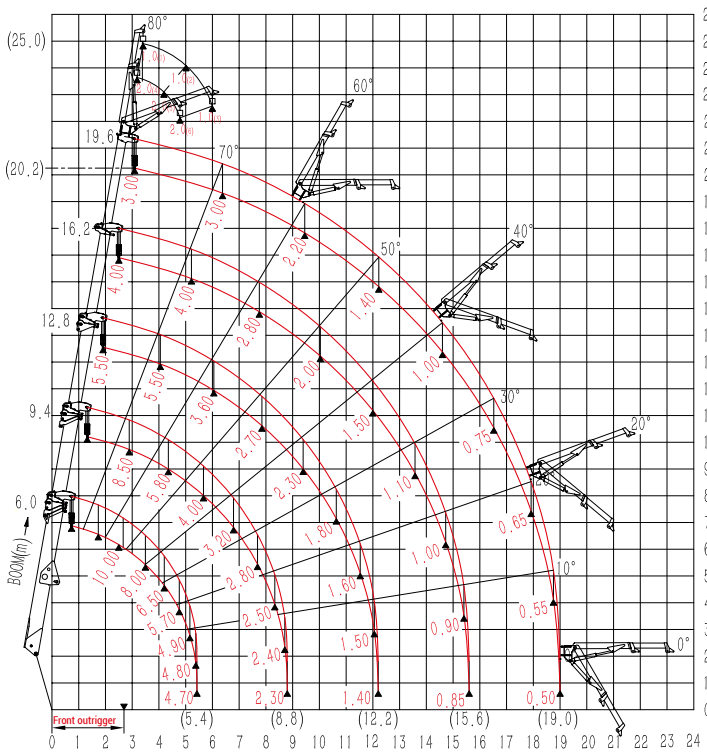
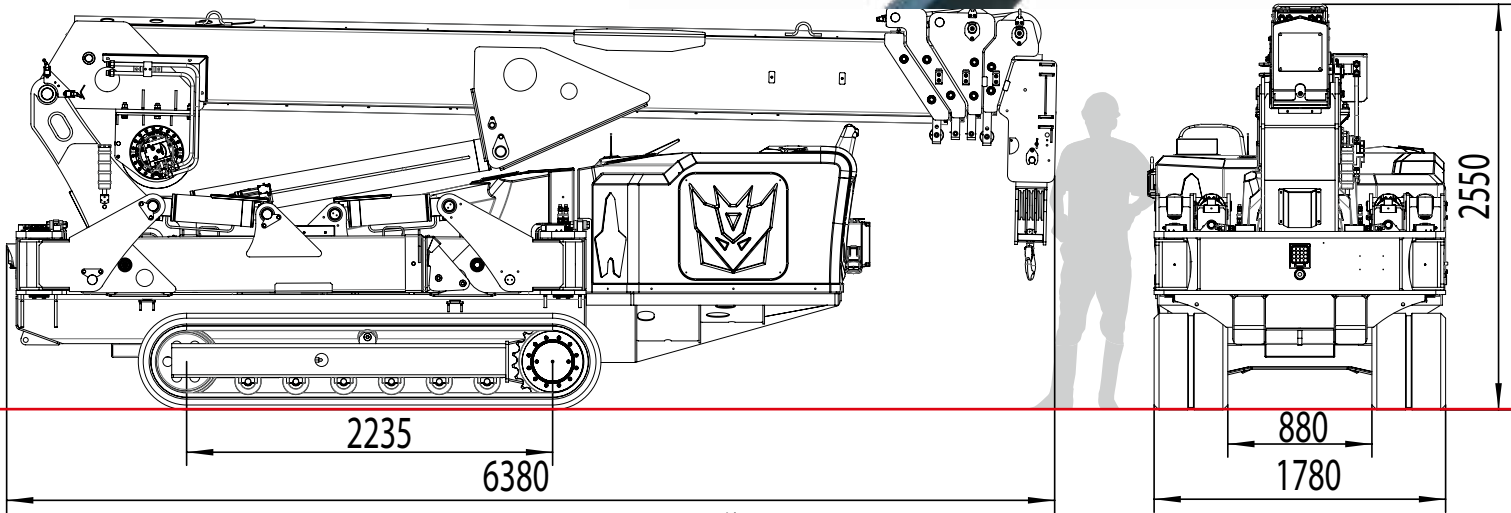
Uplifter SPT1009

Mini crane | Uplifter



Load capacity	10.000 kg
Working height max.	ca. 20,2 m (ca. 25,0 m incl. Jib)
Assembly tip	
Radio remote control	
Crane under ground	20.0 m/6-fold, 30.0 m/4-fold, 62.0 m/2-fold, 125.0 m 1-fold shear
Drive	Hybrid (electric and diesel engine)
Climbing ability	max. 23° or 42 %
Length*	6,38 m
Wide*	1,78 m
Height*	2,55 m
Dead weight*	11.800 kg
Accessories	Hydraulic jib, manual jib, tool box, white tracks, load distribution plates for the outriggers.

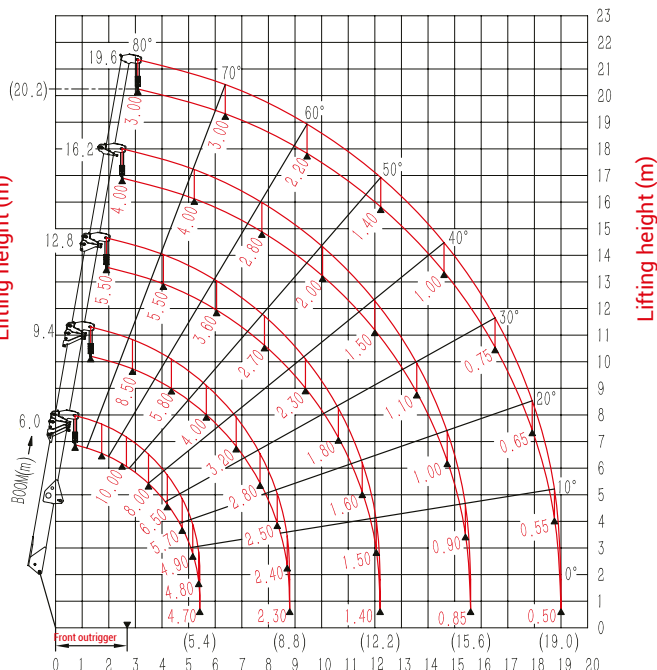
* depending on equipment



Extend outrigger to maximum

Working range (m)

Load diagram (t)



Extend outrigger to maximum

Working range (m)